



# Compressed Air Filters

Particulate, Liquid, and Oil Removal

20 - 11,875 scfm

**kaeser.com**

# Compressed Air Filters: 20 - 11,875 scfm

## Superior filtration

*Proper filtration is necessary to ensure consistent air quality, but with it comes pressure drop. Every 2 psi of pressure drop increases power costs by approximately 1%. Kaeser filters remove more contaminants with less pressure drop for lower operating costs. With a complete selection of application-specific filter types, sizes, technical service, and support, Kaeser offers a customized solution for all of your compressed air quality needs.*

### Why treat compressed air

Ambient air contains contaminants that are drawn into the compressor. These contaminants are concentrated during compression and can easily pass into the compressed air system. A typical compressed air system is contaminated with abrasive solid particles such as dirt, rust, and pipe scale. Compressor fluids, condensed moisture, and ambient hydrocarbon vapors also compromise air quality.

Contaminated compressed air systems increase operating costs by reducing efficiency. This results in damaged pneumatic equipment, higher maintenance and repair costs, reduced production (due to downtime), and increased product rejections.

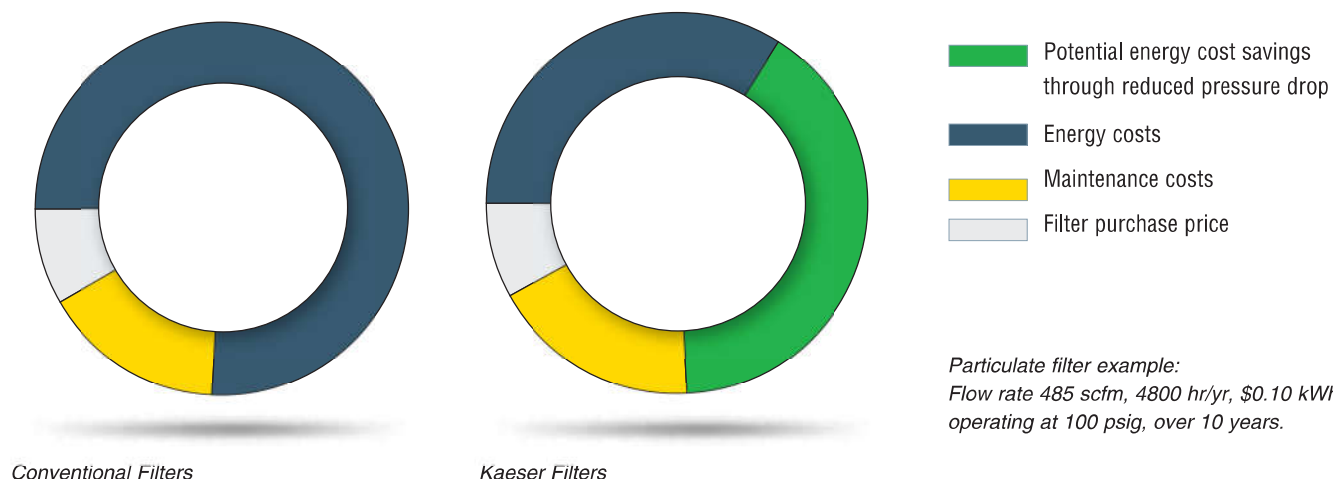
### Meeting your air quality requirements

Properly sized and selected Kaeser filters in conjunction with the appropriate dryer will remove harmful contaminants. This allows the compressed air system to deliver the quality of air required—whether it's plant, instrument, or breathing air.

### High performance filters and separators

Engineered and developed using the latest innovations and manufacturing techniques, Kaeser filter housings are designed with larger flow areas to ensure the lowest pressure drop and provide easier installation, operation, and maintenance. The result is consistent product quality with minimized operating costs.

## Life cycle cost savings





# Key Features



## Deep pleated filter elements

Kaeser's KB, KD, and KE dust and coalescing filter elements feature deep-pleated filter elements wrapped in stainless steel cages. The extra large surface area ensures superior filtration, increased efficiency, and reduced pressure drop.



## High efficiency carbon matting

Unlike the granular material used in many other filters, Kaeser's KA filters use carbon impregnated matting to prevent channeling while also reducing pressure drop. This highly absorptive matting is also effective at preventing particles from escaping.



## Minimized pressure losses

The generous sized connections help keep pressure losses to an absolute minimum. Additionally, all particulate and coalescing filters (KB, KD, KE) come standard with a differential pressure gauge to check filter efficiency at a glance.

# Filter Accessories



## FDPS sensor

Filter differential pressure sensor with 4 to 20 mA output.



## Installation kits


The modular connection kit is available in multiple sizes for installation flexibility.

The wall mounting kit includes all the necessary hardware for fast and easy mounting.



## Installation flexibility

The optional Eco-Drain can rotate 360° to fit any installation requirement. Drain access is never a problem even when installed in tight corners or against a wall.



### Superior Quality and Durability

- Top quality castings
- Powder coated exterior for added durability and corrosion resistance
- Salt spray corrosion tested
- Treated interior
- Continuously-welded, stainless steel inner and outer cages for filter elements
- 5-year warranty on filter head and housing

### Enhanced Performance

- Latest filter media technology results in higher efficiencies and lower Delta P
- 150°F maximum inlet temperature
- 232 psig maximum working pressure
- Stainless steel support sleeves, oil and acid resistant coated collars, and end caps
- The tapered housing and non-turbulent lower filter zone prevents condensate from being picked up by the air flow

### Pressure Vessel Style

- ASME pressure vessels, stamped, and registered
- CRN numbers available - consult factory with filter model and Province
- Flange connections for models 1875 scfm (F530) and larger
- Flanges are ASME pattern, Class 150
- Full vessel diameter access for element replacement
- 232 psig maximum working pressure
- Differential pressure indicator standard for models KB, KE, and KD


### Silicone-free certification

All Kaeser filters are available silicone-free upon request and are certified under test standard PV-VW 3.10.7. Each filter undergoes an individual coating test to confirm compliance and the test certificate will be supplied with the filter.

**Note: please specify this requirement prior to quotation.**



# Filter Types



	KC <sup>1</sup> (Cyclone) Moisture Separator	KB <sup>2</sup> (Basic) Coalescing and Particulate	KE <sup>2</sup> (Extra Fine) Extra Coalescing and Particulate	KD (Dust) Particulate (Afterfilter)	KA (Adsorb) Vapor
Initial pressure differential at saturation	1.5 psi	2.0 psi	< 2.9 psi	< 0.5 psi (New, dry)	0.5 psi (New, dry)
Aerosol content at inlet	-/-	10 mg/m <sup>3</sup>	10 mg/m <sup>3</sup>	-/-	-/-
Remaining aerosol content at outlet as per ISO 12500-1:06-2007	-/-	< 0.1 mg/m <sup>3</sup>	< 0.01 mg/m <sup>3</sup>	-/-	-/-
Filter medium	-/-	Deep pleated with support structure and polyester drainage fiber		Deep pleated with support structure	High efficiency carbon fiber
Application	Bulk liquid separation	Filters solids, liquids, aerosols, and particulates	Same as KB, but for higher compressed air quality	Exclusively for filtering particulates	Exclusively for removing oil vapor

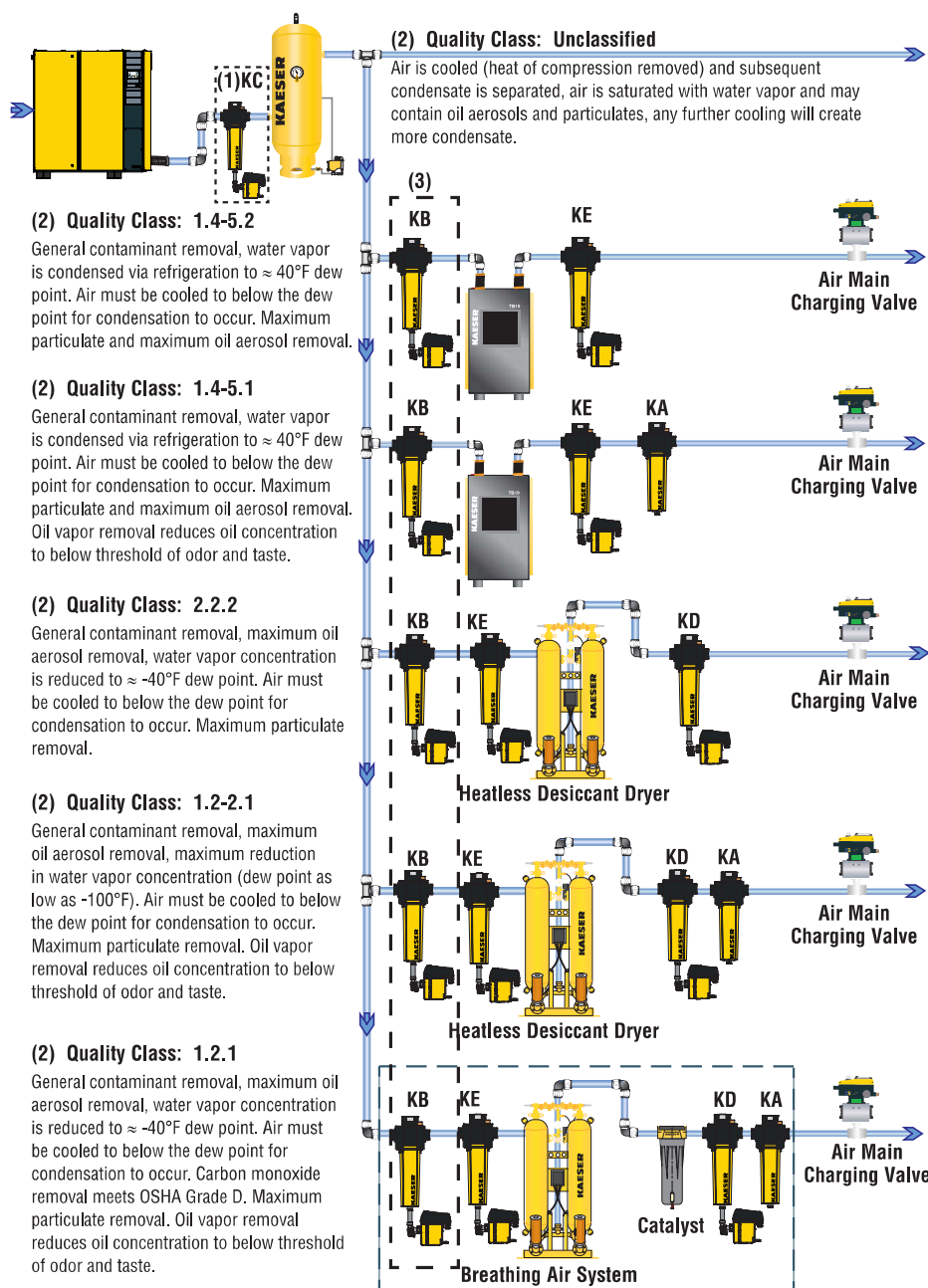


<sup>1</sup> Eco-Drain 31 is standard.

<sup>2</sup> Float-type drain is standard up to 500 scfm. Available with optional zero-loss Eco-Drain 30 or 31 to save energy and prevent compressed air loss.

# Examples of Air Treatment Configurations with ISO 8573.1: 2010 Quality Classes Shown

These configurations don't depict every possible dryer-filter combination. Your Kaeser representative can help select the appropriate air treatment products for your application.



- (1) For compressors without an integrated moisture separator.  
 (2) Configuration meets ISO class when tested in an ISO 12500 certified facility per ISO 12500 testing directives.  
 (3) KB not needed if non-corrosive tank and piping are used before dryer.

SOLID PARTICLES / DUST			
If particles greater than $5\mu\text{m}$ have been measured, class 0-5 cannot be applied			
Class	Maximum particle count per cubic meter of a particle size with $d^*$ ( $\mu\text{m}$ )		
	0.1 - 0.5 $\mu\text{m}$	0.5 - 1 $\mu\text{m}$	1 - 5 $\mu\text{m}$
0	As specified and more stringent than Class 1		
1	$\leq 20,000$	$\leq 400$	$\leq 10$
2	$\leq 400,000$	$\leq 6000$	$\leq 100$
3	---	$\leq 90,000$	$\leq 1000$
4	---	---	$\leq 10,000$
5	---	---	$\leq 100,000$
6	$0 - \leq 5 \text{ mg/m}^3$		
7	$5 - \leq 10 \text{ mg/m}^3$		
8			
9			
X	$> 10 \text{ mg/m}^3$		

HUMIDITY AND LIQUID WATER		
Class	Pressure Dew Point	
0	As specified and more stringent than Class 1	
1	$\leq -70^{\circ}\text{C}$	$\leq -94^{\circ}\text{F}$
2	$\leq -40^{\circ}\text{C}$	$\leq -40^{\circ}\text{F}$
3	$\leq -20^{\circ}\text{C}$	$\leq -4^{\circ}\text{F}$
4	$\leq 3^{\circ}\text{C}$	$\leq 37^{\circ}\text{F}$
5	$\leq 7^{\circ}\text{C}$	$\leq 45^{\circ}\text{F}$
6	$\leq 10^{\circ}\text{C}$	$\leq 50^{\circ}\text{F}$
Class	Concentration of liquid water*	
7	$\leq 0.5 \text{ g/m}^3$	
8	$0.5 - \leq 5 \text{ g/m}^3$	
9	$5 - \leq 10 \text{ g/m}^3$	
X	$> 10 \text{ g/m}^3$	

TOTAL OIL*		
Liquid, aerosol, and vapor		
Class	$\text{mg/m}^3$	$\text{ppm w/w}$
0	As specified and more stringent than Class 1	
1	$\leq 0.01$	$\leq 0.008$
2	$\leq 0.1$	$\leq 0.08$
3	$\leq 1.0$	$\leq 0.8$
4	$\leq 5.0$	$\leq 4$
5		
6		
7		
8		
9		
X	$> 5.0$	$> 4$

\* At reference conditions:  $68^{\circ}\text{F}$  ( $20^{\circ}\text{C}$ ),  $14.5 \text{ psia}$  (1 bar), 0% relative humidity

# Technical Specifications

Housing	Housing Type	Filter Grades	Rated Flow (scfm)	Connection Size*/Type	Max. Working Pressure and Temperature	Dimensions W x D x H (in.)	Weight (lbs.)
F6	Bowl Style with Bayonet Connection	KB, KE, KD, KA	20	1/2 NPT(F)	232 psig  150°F	6.1 x 3.4 x 12.1	8
F9		KC, KB, KE, KD, KA	30	3/4 NPT(F)		6.5 x 3.9 x 13.4	9
F16		KB, KE, KD, KA	55			1 NPT(F)	6.5 x 3.9 x 15.4
F22			75	9.4 x 6.0 x 16.3			19
F26		KC, KB, KE ,KD, KA	90	1-1/2 NPT(F)		9.4 x 6.0 x 19.5	21
F46			160	2 NPT(F)		9.4 x 6.0 x 27.5	25
F83			290			11.5 x 7.4 x 28.9	36
F110		KB, KE, KD, KA	390	2-1/2 or 3 NPT(F)		11.5 x 7.4 x 34.8	40
F142		KC, KB, KE KD, KA	500	2-1/2 or 3 NPT(F)		11.5 x 7.4 x 40.4	44
F184		KB, KE, KD, KA	650	3 NPT (F)		16.4 x 6.6 x 44.0	84
F250		KB, KE, KD, KA	885			16.4 x 8.5 x 43.6	106
F320		KB, KE, KD, KA	1130			16.4 x 8.5 x 43.6	108
F185		Pressure Vessel with Full Access	KC	625		3 NPT(M)	19.6 x 10.6 x 45.4
F283	1000			22.6 x 12.6 x 48.5	234		
F350	KC, KB, KE, KD, KA		1250	4 FLG	26.0 x 15.8 x 49.9	375	
F530			1875				31.5 x 19.9 x 53.3
F700			2500	6 FLG	36.3 x 23.8 x 53.4	816	
F880			3125				8 FLG
F1060			3750	8 FLG			
F1410			5000				
F1940			6875	10 FLG			
F2470			8750				
F3360			11,875				

\*Multiple connection sizes are available.

Specifications are subject to change without notice.

## Proper Filter Sizing

To find the maximum flow for a filter size at pressures other than 100 psig, multiply the rated flow by the Correction Factor corresponding to the minimum pressure at the inlet of the filter. Do not select filters by pipe size. Use flow rate and operating pressure.

## Correction Factors

Operating Pressure (psig)	30	40	60	80	100	115	120	125	140	160	180	200	220	230
Capacity Correction Factor	0.39	0.48	0.65	0.83	1.00	1.06	1.08	1.10	1.16	1.23	1.30	1.37	1.43	1.46

**KAESER**  
COMPRESSORS®

*Built for a lifetime.*



[www.kaeser.com](http://www.kaeser.com)

**Kaeser Compressors, Inc.**  
511 Sigma Drive  
Fredericksburg, VA 22408 USA  
Telephone: 540-898-5500  
Toll Free: 800-777-7873  
info.usa@kaeser.com

**Kaeser Compressors Canada Inc.**  
3760 La Verendrye Street  
Boisbriand, QC J7H 1R5 CANADA  
Telephone: (450) 971-1414  
Toll free: (800) 477-1416  
info.canada@kaeser.com

**Kaeser Compresores de México S de RL de CV**  
Calle 2 #123  
Parque Industrial Jurica  
76100 Querétaro, Qro.  
Telephone: 01 (442) 218 64 48  
sales.mexico@kaeser.com

**Kaeser Compresores de Guatemala y Cia. Ltda.**  
Calz. Atanasio Tzul 21-00, zona 12  
El Cortijo II, Bodega 501  
01012-Guatemala City  
Telephone: +502 2412-6000  
info.guatemala@kaeser.com

